



LAHORE
MEDICAL & DENTAL
COLLEGE

STUDY GUIDE

DEPARTMENT OF PAEDIATRICS



LAHORE MEDICAL & DENTAL COLLEGE

STUDY GUIDE, DEPARTMENT OF PAEDIATRICS, 2025

TABLE OF CONTENTS

SR. NO.		PAGE NO.
1.	DEPARTMENTAL FACULTY AND STAFF HIERARCHY	3
2.	INTRODUCTION / RATIONALE OF SUBJECT	5
3.	CURRICULUM MAP / LEARNING OUTCOMES OF SUBJECT	6
4.	CONTENTS /SYLLABUS (UHS) / TOS	8
5.	TEACHING AND LEARNING METHODOLOGIES	12
6.	LEARNING RESOURCES	13
7.	ACADEMIC ACTIVITIES CONDUCTED IN PAEDIATRICS	16
8.	ASSESSMENT METHODS	17
9.	FORMATIVE AND SUMMATIVE EXAM RULES AND REGULATIONS	18
10.	CONTACT HOURS / SCHEDULE / TIMETABLE	20
11.	COUNSELLING	33
12.	FEEDBACK PROFORMA ANALYSIS AND RESULT	34

DEPARTMENT OF PAEDIATRICS

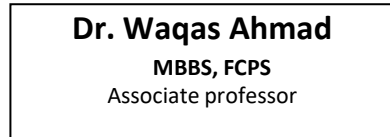
FACULTY HIERARCHY



Prof. Rizwan Waseem
MBBS, FCPS
Head of Department



Dr. Shazia Rizwan
MBBS, FCPS
Associate professor



Dr. Waqas Ahmad
MBBS, FCPS
Associate professor



Dr. Sobia Shah Alam
MBBS, FCPS
Assistant Professor



Dr. Madiha Iqbal
MBBS, FCPS
Assistant Professor



Dr. Nadia Ejaz
MBBS, FCPS
Senior Registrar



Dr. Sara Hassan
MBBS, FCPS
Senior Registrar

DEPARTMENT OF PAEDIATRICS

STAFF

Haroon Ur Rasheed

Computer Operator

Asad Abbas

Attendant

DEPARTMENT OF PAEDIATRICS

INTRODUCTION / RATIONALE OF SUBJECT

Medical education is a life-long process and MBBS curriculum is a part of the continuum of education from pre-medical education, MBBS, proceeding to house job, and post-graduation. PM&DC outlines the guiding principles for undergraduate medical curriculum and has defined the generic competencies and desired outcomes for a medical graduate to provide optimal health care, leading to better health outcomes for patients and societies. These generic competencies set the standards of care for all physicians and form a part of the identity of a doctor. Each competency describes a core ability of a competent physician. This study guide will give an insight to the students about all these competencies and how to plan their educational activities in the subject of Paediatrics for the three years period.

TARGET AUDIENCE

3rd Year MBBS students

DURATION OF COURSE

February 2024 To October 2024

TARGET AUDIENCE

4th Year MBBS students

DURATION OF COURSE

March 2024 To November 2024

TARGET AUDIENCE

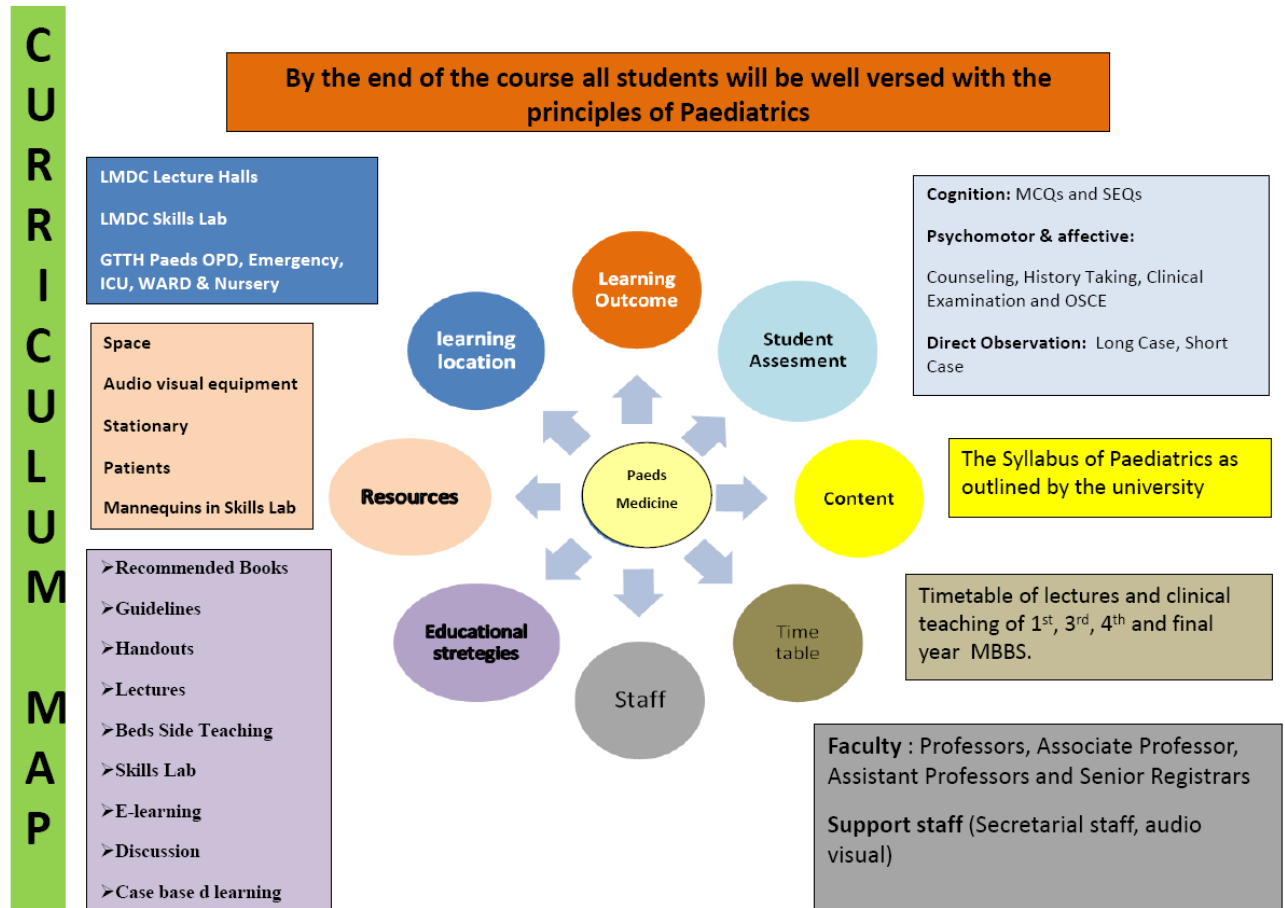
5th Year MBBS students

DURATION OF COURSE

April 2024 To December 2024

DEPARTMENT OF PAEDIATRICS

CURRICULUM MAP



DEPARTMENT OF PAEDIATRICS

LEARNING OBJECTIVES (KNOWLEDGE, SKILLS, ATTITUDE)

1. To equip the students with specific knowledge, essential skills and appropriate attitude towards the human body
2. To become problem solvers, dealing effectively with familiar and unfamiliar problems
3. To become lifelong learners
4. To direct their own learning and evaluate this activity
5. To be able to reason critically and make justifiable decisions regarding patient management
6. To practice evidence-based medicine
7. To always ensure patient safety
8. To ensure compliance with the legal system as it impacts health care and the PM&DC regulations
9. To adopt a multidisciplinary approach for health promoting interventions
10. Medical graduates should be able to demonstrate professional values of self and professional accountability, honesty, probity, and ethics
11. Medical and dental graduates are expected to demonstrate exemplary professional conduct
12. To be able to understand the pathogenesis of specific diseases
13. To be able to take a focused history and identify the patient's risk factors related to the disease process
14. To be able to perform a physical examination on a patient, to diagnose specific Paediatric diseases and differentiate from other systems
15. To formulate a provisional diagnosis with justification, and the likely differential diagnoses
16. To be able to select appropriate biochemical investigations and interpret their reports to confirm the diagnosis
17. To be able to select specific radiological investigations for specific diseases
18. To be able to apply evidence-based medicine concepts for the medical treatment of different diseases
19. To be able to describe the required procedures for different diseases

DEPARTMENT OF PAEDIATRICS

COURSE TO BE STUDIED /SYLLABUS (UHS)

The course outline is as follows:

List of suggested topics for teaching the undergraduates is given below, however the individual faculties can alter/add topics as per their discretion in respective institution:

- Common problems of children in Pakistan and statistics of Pakistani children
- Clinical methods in Paediatrics
- Nutrition (breast feeding, infant feeding, weaning) and nutritional disorders:(PEM, rickets, vitamin A deficiency, iodine deficiency, iron deficiency)
- Growth and development.
- Common pediatric infections: measles, tetanus, polio, diphtheria, whooping cough, aids
- Malaria, enteric fever, tuberculosis, chicken pox, common skin infections
- Expanded program of immunization (EPI). newer vaccines
- Diarrheal diseases.
- Acute respiratory infections (ARI).
- IMCI (integrated management of childhood illness).
- Neonatology: resuscitation of new born, care of normal new born, birth asphyxia, premature and low birth weight babies, neonatal jaundice, neonatal sepsis, neonatal fits, respiratory distress of new born, common skin conditions of neonates; pyloric stenosis, myelomeningocele, hydrocephalus, common congenital abnormalities and birth trauma.
- Neurology: meningitis, febrile, convulsions, epilepsy, cerebral palsy, mental handicap, cerebral malaria, encephalitis
- Cardiology: congenital heart diseases [VSD, PDA, TOF, ASD], rheumatic fever. Congestive cardiac failure, clinical assessment of a cyanotic neonate/infant.
- Haematology: anaemias, thalassemia, leukemias, bleeding disorders.
- Nephrology: nephrotic syndrome, urinary tract infections, acute glomerulonephritis
- Endocrinology: hypothyroidism, short stature, diabetes
- Pulmonology: croup, asthma, tuberculosis, pneumonias, pleural effusions.
- Gastroenterology: abdominal pain, malabsorption, hepatitis, cirrhosis, acute liver failure
- Diarrhea[acute/chronic] dysentery, worm infestations, giardia, amoebiasis, rectal polyp.
- Genetics: patterns of inheritance, Down's syndrome,

DEPARTMENT OF PAEDIATRICS

- Social Paediatrics: right of child, child abuse, enuresis, encoparesis, hyperactivity
- Dyslexia, attention deficit disorder
- Miscellaneous: poisoning, prevention of home accidents, behavioral disorders.
- Pediatric surgery: hernia, intussusceptions, intestinal obstruction, talipes, congenital dislocation of hip, vesico ureteral reflux.

SKILLS:

1. Students will demonstrate his ability to obtain a relevant clinical history from a parent or an older child.
2. Student will demonstrate his ability to perform adequate clinical examination of a child of any age (including newborn).
3. Student will be able to interpret clinical and laboratory data to arrive at a diagnosis.
4. Student will be able to advise appropriate nutritional measures for healthy and sick children (Breast feeding, avoidance of bottle, proper weaning)
5. Student will be able to counsel the parents on health promotive and disease preventive strategies for the child e.g. immunization procedures; hand washing)
6. Student will be able to recognize and manage common health problems of children.
7. Student will recognize the danger signs of disease in children and be able to appropriately refer children with severe disease to appropriate specialists/hospitals.
8. Student will demonstrate his ability to perform essential clinical procedures relevant to children e.g.
 - Resuscitation of newborn.
 - Basic cardio-pulmonary resuscitation.
 - Anthropometric measurements.
 - Measuring blood pressure
 - Starting intravenous lines/ draw blood sample
 - Administration of oxygen therapy
 - Giving nebulizer therapy [bronchodilator]
 - Use of growth chart

DEPARTMENT OF PAEDIATRICS

OBSERVE THE FOLLOWING SKILLS:

1. Lumbar puncture
2. Bone marrow aspiration
3. Supra pubic puncture
4. Subdural tap
5. Thoracentesis
6. Pericardiocentesis
7. Liver biopsy
8. Renal biopsy
9. Observe passing of catheter
10. Observe pericardial tap

DEPARTMENT OF PAEDIATRICS

Page 1 of 1


UHS MBBS FINAL PROFESSIONAL EXAMINATION


TABLE OF SPECIFICATION FOR PAEDIATRIC MEDICINE (MCQS & SEQs)

Sr #	Topics	MCQs
01	Disorders of Blood	04
02	Heart Diseases	04
03	Infectious Diseases	05
04	Neurological Disorders	04
05	Diseases of Gastrointestinal Tract and Liver	05
06	Respiratory Tract Diseases	01
07	Oncological Disorders in Children	01
08	Renal Disorders	01
09	Rheumatic Disorders	01
10	Endocrine Disorders	02
11	Neonatology	05
12	Immune Disorders	02
13	Genetics	01
14	Miscellaneous Disorders	04
Total Number Of MCQs: 40		Total Marks of MCQs: 40 (40×01)

Sr #	Topics	SEQs
01	Endocrinology	01
02	Cardiology	02
03	Respiratory Diseases (ARI)	01
04	Gastrointestinal Disorders	01
05	Meningitis	01
06	Vaccinology – EPI Schedule	01
07	Oncology	01
08	Neurology	01
09	Nephrology	01
Total Number Of SEQs: 10		Total Marks of SEQs: 50 (10×05)

 /Medicalglobe

 0310-4420552

 /Medicalglobe_MG

 @Medicalglobe_MG



DEPARTMENT OF PAEDIATRICS

TEACHING METHODOLOGIES FOR PAEDIATRICS

1. Interactive Lectures
2. Tutorials
3. Case based learning (CBL)
4. Essential Skills to be learned in the skills lab
5. Power point presentations by students
6. Small group discussions
7. Teaching of Paediatric clinical methods in indoor and outdoor sections
8. Clinical ward rotations, bed side classes
9. CPC's / lectures / OSPE discussions; using modern audio-visual techniques, distant learning using electronic devices and current Information technology facilities
10. Self-directed learning is the most vital part of this module to solve problematic cases, go through different learning resources and discuss with peers and the faculty to clarify difficult concepts

ATTENDANCE REQUIREMENT FOR PAEDIATRICS

1. Students are expected to attend all scheduled teaching sessions and examinations
2. Attendance in lectures, tutorials, and wards is mandatory. Absence from these sessions will make the students ineligible to sit the final summative assessment.
3. A minimum of 85% attendance in the lectures, wards is mandatory to appear in the summative UHS examination
4. Attendance will be recorded through a log-in/log-out biometrics system
5. Absence due to illness must be certified appropriately by the General Physician

DEPARTMENT OF PAEDIATRICS

LEARNING RESOURCES

Recommended books

- 1) Basic of Paediatrics latest edition by Pervaiz Akbar Khan
- 2) Textbook of Paediatrics revised latest edition by Pakistan Paediatric Association
- 3) Bedside Techniques Methods of Clinical Examination (latest edition)
- 4) Hutchison's Paediatrics latest edition by Krishna M Goel, Devendra K Gupta
- 5) Clinical Skills for Undergraduates by Abdul Majeed Ch. and Aamer Zaman Khan
- 6) Online Journals and Reading Materials through HEC Digital Library Facility.

Technologies to be used

- 1) Textbooks are the most important part of student learning for this subject
- 2) Hands-on activities and practical sessions to enhance the learning.
- 3) Skills lab will be used for simulated learning of the basic skills
- 4) Videos from different web portals to familiarize the students with the procedures and protocols.
- 5) Computer and Internet resources are essential to gather the latest information about a specific disease.

DEPARTMENT OF PAEDIATRICS

FACILITIES AVAILABLE IN THE DEPARTMENT FOR TEACHING & RESEARCH

1. Internet facility
2. Overhead projector
3. Smart board
4. Conventional whiteboards
5. Central multimedia projector
6. Audio visual central library
7. Departmental Library
8. Hospital Library
9. Teaching rooms
 - a. Indoor section
 - b. Outdoor patient department

DEPARTMENT OF PAEDIATRICS

JOURNALS & TEXT BOOKS

JOURNALS AVAILABLE IN DEPARTMENT

1. Pakistan Journal of Medical & Health Science (PJMHS)
2. Paediatrics in Review
3. Journals of Pakistan Pediatric Association (PPJ)

FACILITY TO ACCESS DIGITAL LIBRARY OF LM&DC IS ALSO AVAILABLE

DEPARTMENT OF PAEDIATRICS

ACADEMIC ACTIVITIES CONDUCTED IN PAEDIATRICS DEPARTMENT

Neonatal Resuscitation Workshops are regularly being conducted for 4th and 5th year MBBS in skills lab and for residents, house officers and staff nurses in paediatric unit. Participants practice on manikins and are facilitated by faculty of Paediatrics Department under supervision of head of department. Here is a list of workshops conducted in last two years.

2023	2024
<ol style="list-style-type: none"> 1. Neonatal Resuscitation Workshop on 15-02-23 2. Neonatal Resuscitation Workshop on 25-05-23 3. Neonatal Resuscitation Workshop on 13-09-23 4. Workshop on Diagnosis & management of dengue fever on 28-09-23 5. Neonatal Procedures Workshop on 25-10-23 	<ol style="list-style-type: none"> 1. Neonatal Resuscitation Workshop on 07-03-24 2. Workshop on Asthma guidelines and pulmonary function tests on 08-05-24 3. Neonatal Resuscitation Workshop on 08-08-24 4. Workshop on Surfactant Administration on 24-09-24

PERINATAL MORTALITY MEETING

The meetings are held in collaboration with Gynecology department for discussion on morbidity and mortality.

ASSESSMENT

Long case / short case every Thursday

Presentation of residents every Tuesday

House Officers presentation every Wednesday

Journal club presentation 1st Tuesday of every month

Written assessment of post-graduate resident of FCPS is done in the form of MCQs

DEPARTMENT OF PAEDIATRICS

ASSESSMENT METHODOLOGY

FORMATIVE:

For Third Year MBBS:

Clinical Ward Test: At end of ward rotation of each batch. Comprising of assessment of history taking and clinical methods

For Fourth Year MBBS:

Written class tests of Single best type MCQs and SEQ

Clinical Ward Test: At end of ward rotation of each batch. Comprising of assessment of history taking, clinical methods and differentials making

For Final Year MBBS:

Written class tests are regularly conducted during the session according to UHS exam format

Clinical Ward Test:

- Comprising of one long case and 2 short cases
- OSPE comprising of 8 stations

At the end of Paediatric rotation of every batch

SUMMATIVE:

UHS examination to be held at the end of Final Year MBBS

Internal Assessment 20 Marks

Written Examination

SEQs = 50 Marks

MCQs = 40 Marks

Viva/ Clinical Examination

One Long case = 18 Marks

Four Short case = 8 (4) = 32 Marks

OSPE = 40 Marks

Total= 200 marks

DEPARTMENT OF PAEDIATRICS

FORMATIVE AND SUMMATIVE EXAM RULES AND REGULATIONS

Students are assessed by:

- 1) Scheduled Class tests along with the sendup according to UHS examination format.
- 2) Daily discussion of histories is done and forms a part of the final internal assessment of students.
- 3) Ward tests: A mid rotation ward test and final ward test at the end of Paediatrics ward posting is conducted. Multiple examiner test is arranged to check history taking, physical examination and presentation skills of each individual student. Both 'long case' and 'short case' format is used. The ability to identify commonly used drugs, medical instruments and reading of X-rays is assessed in OSPE. Remediation is arranged at a later date for students found deficient in performance.

DEPARTMENT OF PAEDIATRICS



UNIVERSITY OF HEALTH SCIENCES, LAHORE

NOTIFICATION



This is in continuation of this office earlier Notification No. UHS/REG-24(BoG)/608 dated 25-03-2024.

Syndicate, in its 81st meeting, held on 14th June 2024, on the recommendations of Academic Council, and in exercise of its powers under section 27.(1) and 31.(2)(i) of UHS Ordinance 2002, approved that:

- i. Amendment in the university Regulations for Examinations to the extent of abolishing the requirement of internal examiner/s and their substitution by additional examiner/s in all Oral/Viva Voce/ and Practical (OSPE, OSCE) examinations of UHS, w.e.f., Annual 2024 Examinations, shall be restricted to the academic programs being conducted on Modular Integrated and Semester Schemes of Studies, commenced from sessions 2022-2023 and 2023-2024, respectively.
- ii. The increase in internal assessment in professional examinations of the university from 10% to 20% shall be applicable to the Modular and Semester Schemes.
- iii. Academic programs being conducted on traditional Annual Scheme of studies shall retain the existing system of appointment of examiners and internal assessment @ 10% of total marks of all subjects of the professional examinations. The marks of internal assessment in the annual scheme of studies shall be submitted to the office of the Controller of Examinations UHS quarterly, within two weeks of completion of each quarter.
- iv. Increase in minimum attendance requirement of 85%, notified vide No. UHS/REG-24/847 dated 07-05-2024, shall be applicable to all undergraduate and postgraduate programs of the university, regardless of the scheme of studies.

No: UHS/REG-24/1734

Copy forwarded for information to the:

1. Principals of all constituent and affiliated institutions
2. Controller of Examinations, UHS
3. Director Medical Education & International Linkages, UHS
4. Director, Directorate of Postgraduate Studies, UHS
5. Director, Directorate of Undergraduate Studies, UHS
6. Director Students Affairs, UHS
7. Deputy Registrar, Public Affairs, UHS
8. P.S.O to Vice Chancellor
9. PS to Pro-Vice Chancellor
10. PS to Registrar

REGISTRAR

Dated: 23-08-2024


REGISTRAR

DEPARTMENT OF PAEDIATRICS

Teaching Hours (Morning Duties)

Classes	Hours	Minutes
3 rd Year MBBS Ward Teaching	23	30
4 th Year MBBS Ward Teaching	32	30
Lectures 1 / week	30	
CPC 1 / month	1 x 9	
5 th Year MBBS Ward Teaching	120	
Lectures 2 / week	60	
CPC 1/ month	1 x 9	
Total	284 Hours	

Teaching Hours (Evening Duties)

Classes	Hours
5 th Year MBBS 3:00pm to 6:00pm 2 days a week (for 6 weeks)	36

Total Teaching Hours <i>Morning & Evening</i> (284+36)	320
--	------------

DEPARTMENT OF PAEDIATRICS

Teaching Planner Third Year MBBS

Clinical Ward Rotation: 3 days/ week

Total Duration of Rotation: 3 weeks/ Batch

Sr. No.	MAIN TOPICS	SUB TOPICS	Facilitator
1	History Taking	Paediatric history significance	Dr Sobia Shah Alam / Dr. Madiha Iqbal
2	History Taking	Elaboration of common Paediatrics symptoms	Dr Sobia Shah Alam / Dr. Madiha Iqbal
3	History Taking/ GPE	Components of Paediatric history (Birth, Development, Growth, Vaccination family, Nutrition). Introduction to GPE	Dr Sobia Shah Alam / Dr. Madiha Iqbal
4	GPE	GPE in schematic pattern	Dr Sobia Shah Alam / Dr. Madiha Iqbal
5	GPE	Assessment of growth, Centile Charts Anterior Fontanelle	Dr Sobia Shah Alam / Dr. Madiha Iqbal
6	GIT	GIT / Abdominal examination	Dr Sobia Shah Alam / Dr. Madiha Iqbal
7	Respiratory System	Respiratory System examination	Dr Sobia Shah Alam / Dr. Madiha Iqbal
8	Skill Lab	IV injections and venepuncture	Dr Sobia Shah Alam / Dr. Madiha Iqbal

DEPARTMENT OF PAEDIATRICS

Teaching Planner Fourth Year MBBS

Clinical Ward Rotation: 4days/ week

Total Duration of Rotation: 3 weeks/ Batch

Lectures: 1 lecture/Week

Total Lectures: 26

Ward Rotation Planner:

Sr. No.	MAIN TOPICS	SUB TOPICS	Facilitator
1	Paediatric History Taking	Common Paediatric Symptoms	Prof. Rizwan Waseem / Dr Shazia Rizwan / Dr. Waqas Ali
2	Paediatric History Taking	Calories Calculation, Immunization, Development, Nutrition, Birth History	Prof. Rizwan Waseem / Dr Shazia Rizwan / Dr. Waqas Ali
3	General Physical Examination	Vitals Signs, Growth, Findings of General physical examination	Prof. Rizwan Waseem / Dr Shazia Rizwan / Dr. Waqas Ali
4	General Physical Examination	Anthropometry / Growth Charts uses / practice General physical examination	Prof. Rizwan Waseem / Dr Shazia Rizwan / Dr. Waqas Ali
5	GIT	Diarrhea, dehydration, hepatosplenomegaly / ascites	Prof. Rizwan Waseem / Dr Shazia Rizwan / Dr. Waqas Ali
6	CVS	Rheumatic Fever / CVS examination	Prof. Rizwan Waseem / Dr Shazia Rizwan / Dr. Waqas Ali
7	CVS	pulses / precordium / valvular cardiac lesions / CVS examination	Prof. Rizwan Waseem / Dr Shazia Rizwan / Dr. Waqas Ali
8	Respiratory System	examination of respiratory system	Prof. Rizwan Waseem / Dr Shazia Rizwan / Dr. Waqas Ali
9	Respiratory System	pneumonia, bronchiolitis / respiratory examination	Prof. Rizwan Waseem / Dr Shazia Rizwan / Dr. Waqas Ali
10	CNS	GCS / motor system / cranial nerves	Prof. Rizwan Waseem / Dr Shazia Rizwan / Dr. Waqas Ali
11	CNS	SOMI / Cerebellar examination / meningitis / CNS examination	Prof. Rizwan Waseem / Dr Shazia Rizwan / Dr. Waqas Ali
12	Skills Lab	Neonatal Resuscitation Skills	Prof. Rizwan Waseem / Dr Shazia Rizwan / Dr. Waqas Ali

DEPARTMENT OF PAEDIATRICS

Lecture Planner: (4th Year MBBS)

Sr. No.	MAIN TOPICS	SUB TOPICS	Facilitator
1	Neonatology	Introduction of Neonatology, Reflexes, Routine Care	Dr Shazia Rizwan
2	Respiratory System	Upper Respiratory Tract Infection	Dr Shazia Rizwan
3	Respiratory System	Lower Respiratory Tract Infection	Dr Shazia Rizwan
4	Respiratory System	Lower Respiratory Tract Infection	Dr Shazia Rizwan
5	Infectious Diseases	EPI / Vaccines	Dr Shazia Rizwan
6		Pertussis	Dr Shazia Rizwan
7		Polio / AFP	Dr Shazia Rizwan
8		Enteric Fever	Dr Shazia Rizwan
9		IMNCI	Dr Shazia Rizwan
10	General Paediatrics	Introduction to Paediatrics	Dr Waqas Ali
11		Development	Dr Waqas Ali
12		Nutrition / Malnutrition Syndrome	Dr Waqas Ali
13		Management of Malnutrition	Dr Waqas Ali
14	General Paediatrics	Fluid Electrolyte Balance	Dr Waqas Ali
15	Blood Disorder	Nutritional Anemias	Dr Waqas Ali
16	GIT	Acute Diarrhea	Dr Waqas Ali
17	GIT	Hepatitis A, B	Dr Waqas Ali
18	Infectious Diseases	TB	Dr Waqas Ali
19	CVS	Rheumatic Fever / Heart Disease	Dr Sobia Shah Alam
20	CVS	Infective Endocarditis	Dr Sobia Shah Alam

DEPARTMENT OF PAEDIATRICS

21	CNS	Pyogenic Meningitis / Febrile Fits	Dr Sobia Shah Alam
22		Diphtheria	Dr Sobia Shah Alam
23		Tetanus	Dr Sobia Shah Alam
24	Infectious Diseases	Mumps / Rubella	Dr Sobia Shah Alam
25		Chicken Pox	Dr Sobia Shah Alam
26	Infectious Diseases	Measles	Dr Sobia Shah Alam

DEPARTMENT OF PAEDIATRICS

Teaching Planner Final Year MBBS

Clinical Ward Rotation: 5 days/ week

Total Duration Of Rotation: 5 weeks/ Batch

Lectures: 2 lecture/Week

Total Lectures: 55

Ward Rotation Planner:

Sr. No.	MAIN TOPICS	SUB TOPICS	Facilitator
1.	Paediatrics history taking and clinical examination	details of history subheading and relevant examination growth parameters	Prof. Dr. Rizwan Waseem / Dr. Shazia Rizwan / Dr. Waqas Ali
2.	GIT / Clinical Methods	acute and chronic diarrhea dysentery dehydration	Prof. Dr. Rizwan Waseem / Dr. Shazia Rizwan / Dr. Waqas Ali
3.	GIT / Clinical Methods	enteric fever, acute chronic hepatitis, Chronic Liver Disease	Prof. Dr. Rizwan Waseem / Dr. Shazia Rizwan / Dr. Waqas Ali
4.	CVS Clinical Methods	Differential diagnosis of congenital heart diseases	Prof. Dr. Rizwan Waseem / Dr. Shazia Rizwan / Dr. Waqas Ali
5.	OSPE	data interpretation instruments procedures	Prof. Dr. Rizwan Waseem / Dr. Shazia Rizwan / Dr. Waqas Ali
6.	CVS Clinical Methods	acquired heart diseases rheumatic fever endocarditis	Prof. Dr. Rizwan Waseem / Dr. Shazia Rizwan / Dr. Waqas Ali
7.	CNS Clinical Methods	febrile fits meningitis TBM, GCS	Prof. Dr. Rizwan Waseem / Dr. Shazia Rizwan / Dr. Waqas Ali
8.	CNS Clinical Methods	Cerebral Palsy, Differential diagnosis of developmental delay hydrocephalus	Prof. Dr. Rizwan Waseem / Dr. Shazia Rizwan / Dr. Waqas Ali
9.	OSPE	data interpretation instruments procedures	Prof. Dr. Rizwan Waseem / Dr. Shazia Rizwan / Dr. Waqas Ali
10.	CNS Clinical Methods	AFP, Polio Hemiplegia, Differential diagnosis of abnormal movements	Prof. Dr. Rizwan Waseem / Dr. Shazia Rizwan / Dr. Waqas Ali
11.	Respiratory Clinical Methods	URTI, asthma bronchiolitis	Prof. Dr. Rizwan Waseem / Dr. Shazia Rizwan / Dr. Waqas Ali

DEPARTMENT OF PAEDIATRICS

12.	Respiratory Clinical Methods	TB Pneumonia LRTI	Prof. Dr. Rizwan Waseem / Dr. Shazia Rizwan / Dr. Waqas Ali
13.	Renal Clinical Examination	nephrotic nephritic renal failure	Prof. Dr. Rizwan Waseem / Dr. Shazia Rizwan / Dr. Waqas Ali
14.	IMNCI	Infectious and noninfectious diseases	Prof. Dr. Rizwan Waseem / Dr. Shazia Rizwan / Dr. Waqas Ali
15.	Hematology Clinical Methods	anemias, thalassemia malignancy	Prof. Dr. Rizwan Waseem / Dr. Shazia Rizwan / Dr. Waqas Ali
16.	Hematology Clinical Methods	Deferential diagnosis of bleeding disorders ITP	Prof. Dr. Rizwan Waseem / Dr. Shazia Rizwan / Dr. Waqas Ali
17.	Neonatology Clinical Examination	examination of newborn neonatal reflexes JNN Birth asphyxia	Prof. Dr. Rizwan Waseem / Dr. Shazia Rizwan / Dr. Waqas Ali
18.	IMNCI	Infectious and noninfectious diseases	Prof. Dr. Rizwan Waseem / Dr. Shazia Rizwan / Dr. Waqas Ali
19.	Skills Lab	Neonatal resuscitation	Prof. Dr. Rizwan Waseem / Dr. Shazia Rizwan / Dr. Waqas Ali
20.	Neonatology Clinical Examination	Prematurity RDS	Prof. Dr. Rizwan Waseem / Dr. Shazia Rizwan / Dr. Waqas Ali
21.	Miscellaneous	Downs Syndrome Hypothyroidism	Prof. Dr. Rizwan Waseem / Dr. Shazia Rizwan / Dr. Waqas Ali
22.	Miscellaneous	Paediatrics Arthritis (Mono, Poly) DMD, DM	Prof. Dr. Rizwan Waseem / Dr. Shazia Rizwan / Dr. Waqas Ali

DEPARTMENT OF PAEDIATRICS

Lecture Planner: (5th Year MBBS)

Sr. No.	MAIN TOPICS	SUB TOPICS	Facilitator
1	Introduction to Paediatrics	Introduction & EPI	Prof. Dr. Rizwan Waseem
2		Measles	Prof. Dr. Rizwan Waseem
3	Growth & Nutrition	Growth Assessment / Malnutrition	Prof. Dr. Rizwan Waseem
4		Rickets	Prof. Dr. Rizwan Waseem
5	GIT / Liver	Acute Diarrhea	Prof. Dr. Rizwan Waseem
6		Chronic Diarrhea / Celiac Disease	Prof. Dr. Rizwan Waseem
7	GIT / Liver	Hepatitis	Prof. Dr. Rizwan Waseem
8		Wilson's Disease	Prof. Dr. Rizwan Waseem
9	Hematology / Oncology	Deficiency Anemias	Prof. Dr. Rizwan Waseem
10		Hemolytic Anemias / Thalassemia's	Prof. Dr. Rizwan Waseem
11		Aplastic Anemia	Prof. Dr. Rizwan Waseem
12		Leukemias	Prof. Dr. Rizwan Waseem
13		Bleeding Disorders / ITP	Prof. Dr. Rizwan Waseem
14	Development / Endocrinology	Developmental Assessment	Prof. Dr. Rizwan Waseem
15		Cerebral Palsy	Prof. Dr. Rizwan Waseem
16		Down's Syndrome	Prof. Dr. Rizwan Waseem
17		Hypothyroidism	Prof. Dr. Rizwan Waseem
18		Short Stature	Prof. Dr. Rizwan Waseem
19	CNS	Febrile Seizures / Epilepsy	Prof. Dr. Rizwan Waseem

DEPARTMENT OF PAEDIATRICS

20		Meningitis / Meningoencephalitis	Prof. Dr. Rizwan Waseem
21		TBM / Hydrocephalus	Prof. Dr. Rizwan Waseem
22	Neonatology	Introduction & Neonatal Jaundice Examination	Prof. Dr. Rizwan Waseem
23	Neonatology	Neonatal Sepsis	Prof. Dr. Rizwan Waseem
24		Prematurity	Prof. Dr. Rizwan Waseem
25		Complications of Prematurity / Management	Prof. Dr. Rizwan Waseem
26	Paediatric Cardiology	Introduction to Congenital Heart Disease	Prof. Dr. Tayyaba Noor
27		TOF (Cyanotic Congenital Heart Disease)	Prof. Dr. Tayyaba Noor
28		ASD, VSD, PDA (Acyanotic Congenital Heart Disease)	Prof. Dr. Tayyaba Noor
29		Endomyocarditis	Prof. Dr. Tayyaba Noor
30		Rheumatic Fever	Prof. Dr. Tayyaba Noor
31		Rheumatic Heart Disease	Prof. Dr. Tayyaba Noor
32	Paediatric Nephrology	Nephrotic Syndrome	Dr. Shazia Rizwan
33		Glomerulonephritis / Nephritic Syndrome	Dr. Shazia Rizwan
34		UTI / VUR	Dr. Shazia Rizwan
35		ARF	Dr. Shazia Rizwan
36		CRF	Dr. Shazia Rizwan
37	Paediatric Respiratory Problems	URTI	Dr. Shazia Rizwan
38		LRTI	Dr. Shazia Rizwan
39		Childhood TB (Tuberculosis)	Dr. Shazia Rizwan
40		Childhood Asthma	Dr. Shazia Rizwan
41		Respiratory Emergencies	Dr. Shazia Rizwan

DEPARTMENT OF PAEDIATRICS

42	IMNCI	IMNCI	Dr. Shazia Rizwan
43		IMNCI	Dr. Shazia Rizwan
44		IMNCI	Dr. Shazia Rizwan
45	Paediatrics Surgery	Common Paediatric Surgical Problems	Dr. Shazia Rizwan
46	Paediatrics Surgery	Neural tube defects, TEV, Cleft Lip, Cleft Palate, Hydrocele, undescended Testis	Dr. Shazia Rizwan
47	Poisoning in Children	Common Toxidromes and Antidotes	Dr. Shazia Rizwan
48		Poisons in Children and their Management	Dr. Shazia Rizwan
49	Psychosocial Problems in Children	Autism, ADHD, Enuresis and Encopresis	Dr. Shazia Rizwan
50		Child Abuse its Types and Management	Dr. Shazia Rizwan
51	Genetics	Different Pattern of Inheritance	Prof. Dr. Tayyaba Noor
52	Miscellaneous	AFP	Dr. Shazia Rizwan
53		Enteric Fever	Dr. Shazia Rizwan
54		DKA (Paediatrics)	Dr. Shazia Rizwan
55		Paper Pattern Discussion	Dr. Shazia Rizwan

DEPARTMENT OF PAEDIATRICS

3rd Year MBBS Time Table

Day & Time	08:00-09:40 a.m.		9:40-09:55 a.m.	09:55-12:10 a.m.		12:10-12:25	12:25-12:40 p.m.	12:40-01:30 p.m.		01:30-3:00 p.m.	
Monday			Travel To GTTH	Ward Dr Madiha Iqbal / Dr. Sobia Shah Alam		Travel to LMDC	Break				
Tuesday	08:00-08:50 a.m.	08:50-09:40 a.m.		Ward Dr Madiha Iqbal / Dr. Sobia Shah Alam							
				Skill Lab Dr Madiha Iqbal / Dr. Sobia Shah Alam							
Wednesday				Ward Dr Madiha Iqbal / Dr. Sobia Shah Alam							
Thursday			09:30-10:15	10:15-10:30 a.m.		10:30-11:15	11:15-12:00 p.m.	12:00-12:45 p.m.	12:45-01:00 p.m.		
				Break					Break		
Friday	09:40-10:30		10:30-11:20	11:20-11:30		11:20-11:30				11:30-1:00	
					Lecture						

DEPARTMENT OF PAEDIATRICS

4th YEAR M.B.B.S TIMETABLE SESSION 2022-2023 w.e.f.

DAYS	08:00 a.m. to 09:30 a.m.	09:30 a.m. to 10:20 a.m.	10:20 a.m. to 11:10 a.m.		11:10 a.m. to 11:25 a.m.	11:25 a.m. to 01:35 p.m.	01:35 p.m. to 02:10 p.m.	02:10 p.m. to 03:00 p.m.
MONDAY		CPC			Travel Time to GTTH	WARD / Clinical Prof. Dr. Rizwan Waseem / Dr. Shazia Rizwan / Dr. Waqas Ali	Travel Time to LMDC	
TUESDAY					10:30 a.m. to 10:45 p.m.		01:15 p.m. to 01:45 p.m.	
					Travel Time to GTTH	WARD / Clinical Prof. Dr. Rizwan Waseem / Dr. Shazia Rizwan / Dr. Waqas Ali	Break & Travel Time to LMDC	
WEDNESDAY						WARD / SKILLS LAB. Prof. Dr. Rizwan Waseem / Dr. Shazia Rizwan / Dr. Waqas Ali		
	08:00 a.m. to 08:50 a.m.	08:50 a.m. to 09:40 a.m.	09:40 a.m. to 10:30 a.m.					
THURSDAY		Paediatrics Lecture Theater No. 7 Dr. Shazia Rizwan Dr. Waqas Ali Dr. Sobia Shah Alam			WARD / Clinical Prof. Dr. Rizwan Waseem / Dr. Shazia Rizwan / Dr. Waqas Ali			
FRIDAY					11:00 a.m. to 11:15 a.m.	11:15 a.m. to 12:00 noon	12:00 noon to 12:45 p.m.	
					Break			

DEPARTMENT OF PAEDIATRICS

5th Year MBBS Time Table

Days & Time	08:00-08:50	08:50-09:40	09:40-10:30	10:30-11:00	11:00-02:45	02:45-03:00	
Monday		Paeds Lecture Prof. Rizwan Waseem / Dr. Shazia Rizwan/		Travel to GTTH	WARD / Clinical Prof. Rizwan Waseem / Dr. Shazia Rizwan/ Dr. Waqas Ali SKILLS LAB. Dr. Shazia Rizwan/ Dr. Waqas Ali	Travel to LMDC	
Tuesday		08:45-09:30 Paeds Lecture Prof. Rizwan Waseem / Dr. Shazia Rizwan/	09:40-10:30	10:30-11:00	11:00-02:45 WARD / Clinical Prof. Rizwan Waseem / Dr. Shazia Rizwan/ Dr. Waqas Ali		
Wednesday				Travel to GTTH	WARD / Clinical Prof. Rizwan Waseem / Dr. Shazia Rizwan/ Dr. Waqas Ali		
Thursday					WARD / Clinical Prof. Rizwan Waseem / Dr. Shazia Rizwan/ Dr. Waqas Ali		
Friday					10:30-10:45 Travel to GTTH	10:45-12:45 WARD / Clinical Prof. Rizwan Waseem / Dr. Shazia Rizwan/ Dr. Waqas Ali	12:45-01:00 Travel to LMDC

DEPARTMENT OF PAEDIATRICS

COUNSELLING

- a. Career guidance
- b. Psychosocial Counselling

*Career Guidance & Psychosocial Counselling will be provided by
Prof. Rizwan Waseem, HOD, Department of Paediatrics.*

DEPARTMENT OF PAEDIATRICS



Lahore Medical & Dental College

Department of Medical Education

MBBS Student Rating Form (Tutor)

(Part – I)

Year: _____ Subject: _____ Date: _____

SCALE (1 5; 1=FAIR; 5=EXCELLENT)					
(Please tick one option)	1	2	3	4	5
1. Teacher maintains discipline in the lecture/demonstration	<input type="checkbox"/>	<input type="checkbox"/>	<input type="checkbox"/>	<input type="checkbox"/>	<input type="checkbox"/>
2. Teacher comes well prepared in the lecture/demonstration	<input type="checkbox"/>	<input type="checkbox"/>	<input type="checkbox"/>	<input type="checkbox"/>	<input type="checkbox"/>
3. Teacher clearly states the objectives of the session/lectures to the students	<input type="checkbox"/>	<input type="checkbox"/>	<input type="checkbox"/>	<input type="checkbox"/>	<input type="checkbox"/>
4. Teacher motivates students and maintains interest in the lecture/demonstration	<input type="checkbox"/>	<input type="checkbox"/>	<input type="checkbox"/>	<input type="checkbox"/>	<input type="checkbox"/>
5. Teacher makes effective use of audio visuals/white board to explain difficult concepts	<input type="checkbox"/>	<input type="checkbox"/>	<input type="checkbox"/>	<input type="checkbox"/>	<input type="checkbox"/>
6. Teacher relates in class the practical aspects of the subject in context of clinical scenarios	<input type="checkbox"/>	<input type="checkbox"/>	<input type="checkbox"/>	<input type="checkbox"/>	<input type="checkbox"/>
7. Teacher makes use of questions to stimulate creative thinking	<input type="checkbox"/>	<input type="checkbox"/>	<input type="checkbox"/>	<input type="checkbox"/>	<input type="checkbox"/>
8. The subject matter presented in the course has increased your knowledge of the subject	<input type="checkbox"/>	<input type="checkbox"/>	<input type="checkbox"/>	<input type="checkbox"/>	<input type="checkbox"/>
9. Teacher summarizes the topic at the end	<input type="checkbox"/>	<input type="checkbox"/>	<input type="checkbox"/>	<input type="checkbox"/>	<input type="checkbox"/>
10. Teacher maintains a respectful teacher-student relationship	<input type="checkbox"/>	<input type="checkbox"/>	<input type="checkbox"/>	<input type="checkbox"/>	<input type="checkbox"/>



Lahore Medical & Dental College

Department of Medical Education

MBBS Student Feedback on Assessment

(Part – II)

Year: _____ Subject: _____ Date: _____

SCALE (1 5; WHERE 1=FAIR; 5=EXCELLENT)					
(Please tick one option)	1	2	3	4	5
1. Timing of conducting assessment was well-planned	<input type="checkbox"/>	<input type="checkbox"/>	<input type="checkbox"/>	<input type="checkbox"/>	<input type="checkbox"/>
2. Time given for assessment was appropriate	<input type="checkbox"/>	<input type="checkbox"/>	<input type="checkbox"/>	<input type="checkbox"/>	<input type="checkbox"/>
3. Course content taught was aligned with assessment	<input type="checkbox"/>	<input type="checkbox"/>	<input type="checkbox"/>	<input type="checkbox"/>	<input type="checkbox"/>
4. MCQ & SAQ were well-matched with course content	<input type="checkbox"/>	<input type="checkbox"/>	<input type="checkbox"/>	<input type="checkbox"/>	<input type="checkbox"/>
5. Information regarding assessment was communicated timely	<input type="checkbox"/>	<input type="checkbox"/>	<input type="checkbox"/>	<input type="checkbox"/>	<input type="checkbox"/>
6. Assessment pattern was well matched with University professional exam pattern	<input type="checkbox"/>	<input type="checkbox"/>	<input type="checkbox"/>	<input type="checkbox"/>	<input type="checkbox"/>
7. Feedback of Assessment was timely provided	<input type="checkbox"/>	<input type="checkbox"/>	<input type="checkbox"/>	<input type="checkbox"/>	<input type="checkbox"/>

DEPARTMENT OF PAEDIATRICS

